



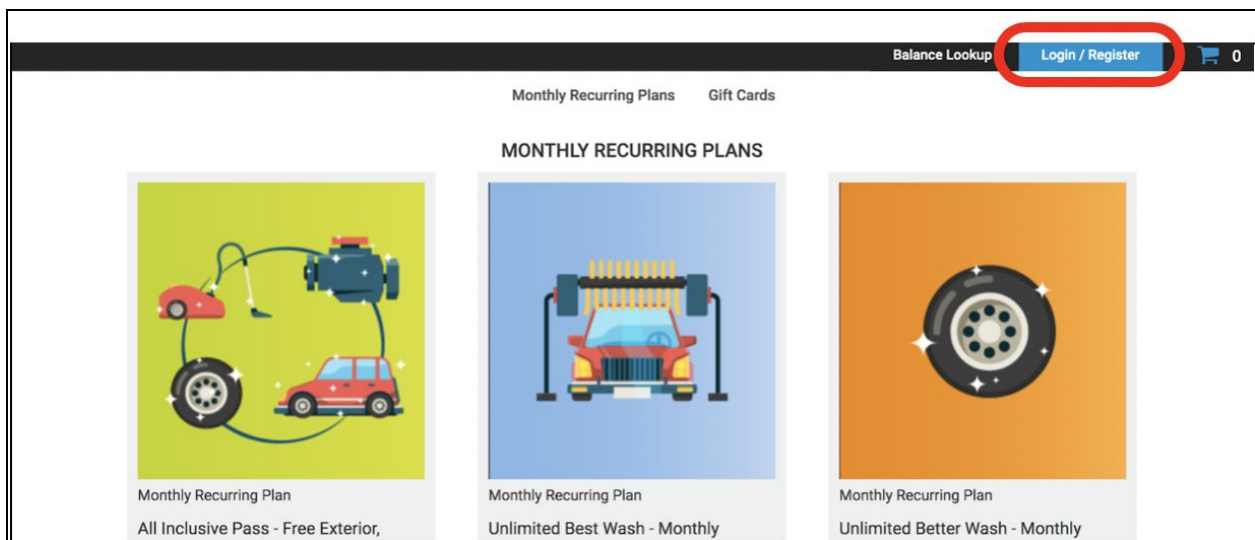
Way to go, you! We're pumped that you've chosen to join our Unlimited Wash Club!

To finish activating your plan, it's important that you register your account.

Doing this will allow you to make any changes to your account in the future, including upgrading, downgrading, and canceling your plan. You can also view and print receipts as needed.

Step 1 -

Go to splash.mywashaccount.com & select login / register in the top right.



Step 2 -

If you have already set-up an account & gone through this process, you can simply log-in. If not, you can click the blue button (underneath the Green Log-In button) that says “Register Here”.

Store Balance Lookup Login / Register

Login

Manage your Club Plan and view the balances on your purchases.

Email Address

Password

 [Forgot your password?](#)

Show Password

[Login](#)

If you don't have an account you can [Register Here.](#)

Or use [Balance Lookup](#) to lookup the balance of a Club Plan, Wash Book, or Gift Card without needing to create or login into an account.

Step 3 -

If registering for the first time, you will be directed to the screen below & you must complete the required fields.

- You must enter a valid email address that can be confirmed for log-in
- The Product Code is one of three options:
 - License Plate #
 - Numbers below the barcode on your Sticker
 - Rogers, AR Location - It will be the 8 digits after the letters “CC” on your RFID sticker. (For example, if the entire # is 000000076CC100857890000, your product code would only be 10085789)
- The last 4 of the credit card must be the same credit card that the account was purchased with.

Register with a Club Plan

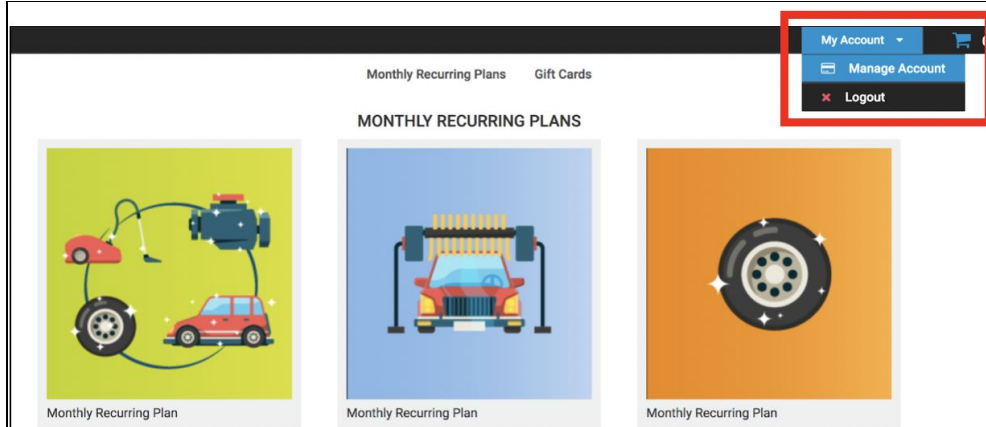
Use your existing **Club Plan** purchase to create an account to manage your subscription, billing information, and view balances on products purchased from our online store.

Already have an account? [Login](#) instead.

Email Address <input type="text"/>	Your Email Address will be your username. You will also receive an email to complete your account.
Product Code <input type="text"/>	The Product Code is either your license plate or a number usually found beneath the barcode on the back of the card or RFID sticker.
Last 4 of Credit Card <input type="text"/>	The Last 4 of Credit Card are the last four numbers of the credit card number on file that is billed recurrently for the above Wash Book.

Step 4 -

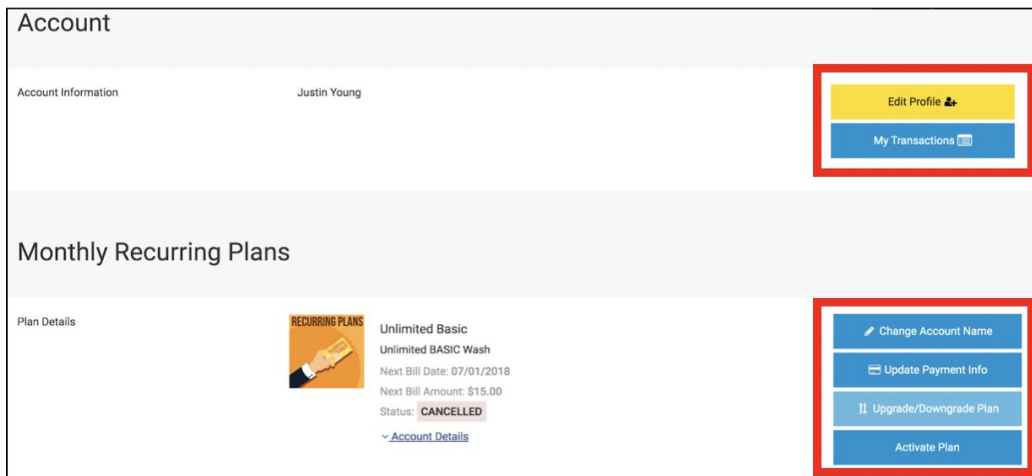
Once registered & logged in, click “My Account” in the top right & then press “Manage Account”.



Step 5 -

This is where you can make appropriate changes to your plan. You can do the following:

- View transactions & print receipts
- Update your credit card on file / payment info
- Upgrade or downgrade your plan
- Cancel your account
- Re-activate your account



Now, you're all set! See below for a summary of the benefits of being in the Unlimited Wash Club, and important information regarding our Unlimited Cancellation Policy.

BEING A PART OF THE CLUB HAS BENEFITS!

Visit as many times as your heart desires. That's why we call it "Unlimited!"

Skip the long line & use our exclusive Unlimited Wash Pass lane!


Receive 10% off any detailing services.

Add the interior cleaning to any exterior Unlimited Wash Pass for only \$19.99.


Receive 30% off your oil changes.

Free Towel Program - You'll get a complimentary Splash towel. Use it, bring it back next time you're in, and receive a fresh one every time."


Ability to add additional "family plans" at a discounted rate on your account.



Your Time
Scan. Wash.
Done.



Your Money
Get unlimited washes
for less than \$1 a day.



Your Choice
No contracts. Cancel
anytime. Multiple
locations & plans..

Locations: North Little Rock • Little Rock • Conway • Benton • Rogers • Morrilton

You're in complete control of your account. If at any point you'd like to add plans, make changes, or cancel, you have easy access at splash.mywashaccount.com.

Reminder on our cancellation policy:

We cannot cancel plans in-store or over the phone. Plans can only be cancelled through splash.mywashaccount.com. In order to avoid being charged, your cancellation must be done before your bill date. If you do not cancel in time before being charged, you can still cancel, but we are unable to refund for that month. However, once you are charged, you will still be able to utilize your Unlimited services the remainder of the month of your current bill cycle.